

## PREPARE FOR YOUR CHRISTMAS HOLIDAY

[www.a2bradiocars.com](http://www.a2bradiocars.com)

### CHRISTMAS SHOPPING



#### LIST EVERYONE YOU'RE BUYING FOR

Big family? Take a cue from Santa himself and make list of everyone you need to buy presents for. Once you're done with one, bask in the satisfaction of ticking them off the list until all the gifts are ready to be given.

#### STOCK UP ON WRAPPING PAPER

Nothing's more frustrating than running out of paper during a wrapping session. Avoid a late-night venture to the shops and stock up on wrapping paper and sticky tape in advance. It's always best to have too much than too little.




#### SEND CARDS

Dedicate an evening to writing out all the cards you plan to send, then get posting in early December if you can. To save on postage, you could even send e-cards over email to some of the people on your Christmas card list.

#### GO TREE HUNTING

Don't leave picking a live tree until too late. Shop around to find the perfect tree for your home.



### CHRISTMAS FOOD

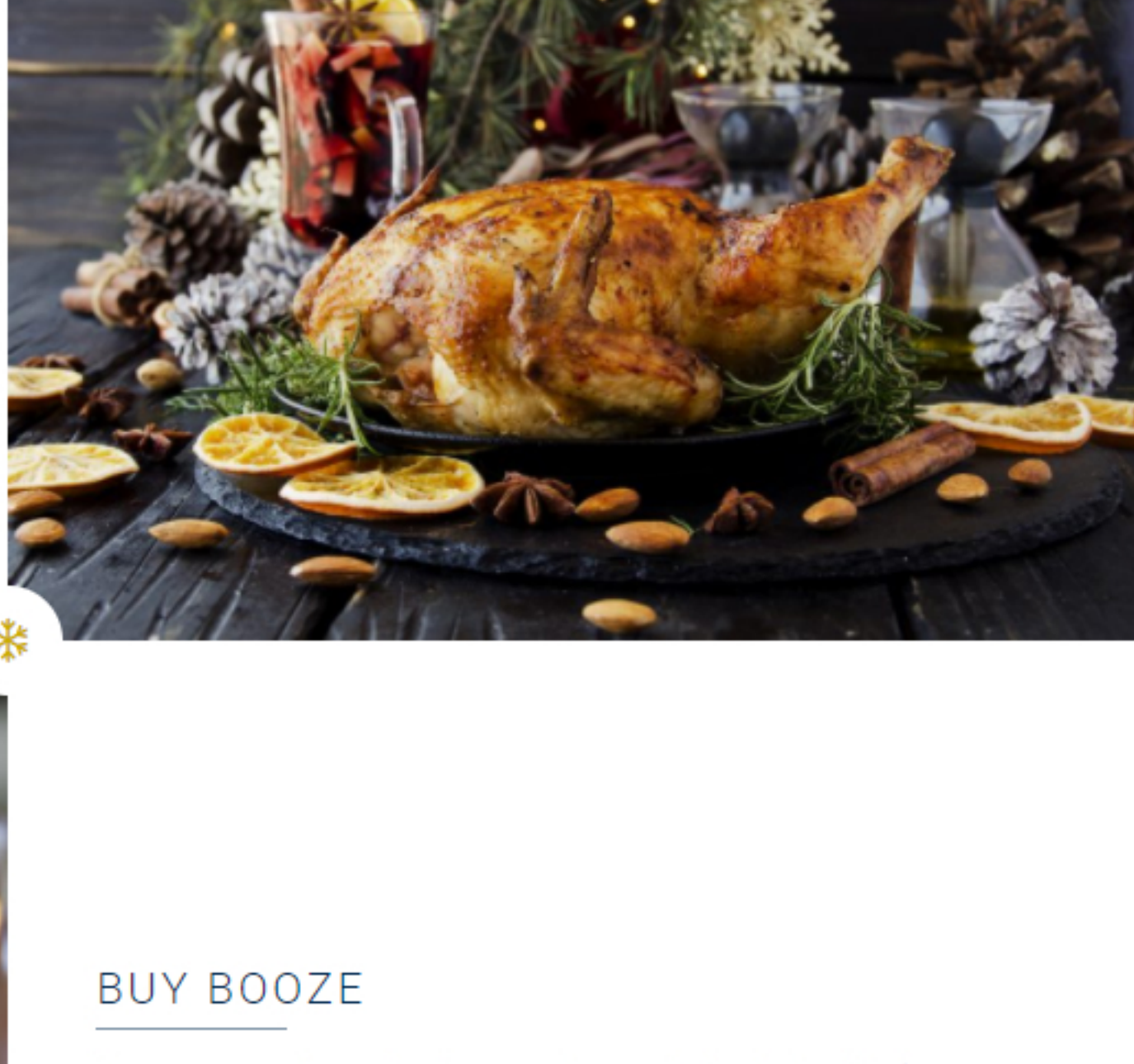


#### INVITATIONS

If you like to go all out for Christmas meals, make sure you finalise numbers early on. Also consider any dietary requirements so you can shop for alternatives.

#### BUY A TURKEY

Or goose, duck or whichever festive centerpiece of choice. Shops run out of traditional Christmas birds quickly, so figure out how many guests you're feeding then find something big enough for everyone. Some shops will take orders and reserve your bird for you, so you can pick it up right before Christmas.



#### BUY BOOZE

You can get through a large volume of alcohol at Christmas, so hunt around for bulk booze offers and stock up on wine, beer, cider and whatever else tickles your fancy.

#### BOOK A MEAL

If you prefer to let someone else do the cooking, pick a pub or restaurant and book your Christmas meal as soon as you can. That takes away a huge chunk of stress come Christmas day!



### FINISHING TOUCHES



#### GET WRAPPING

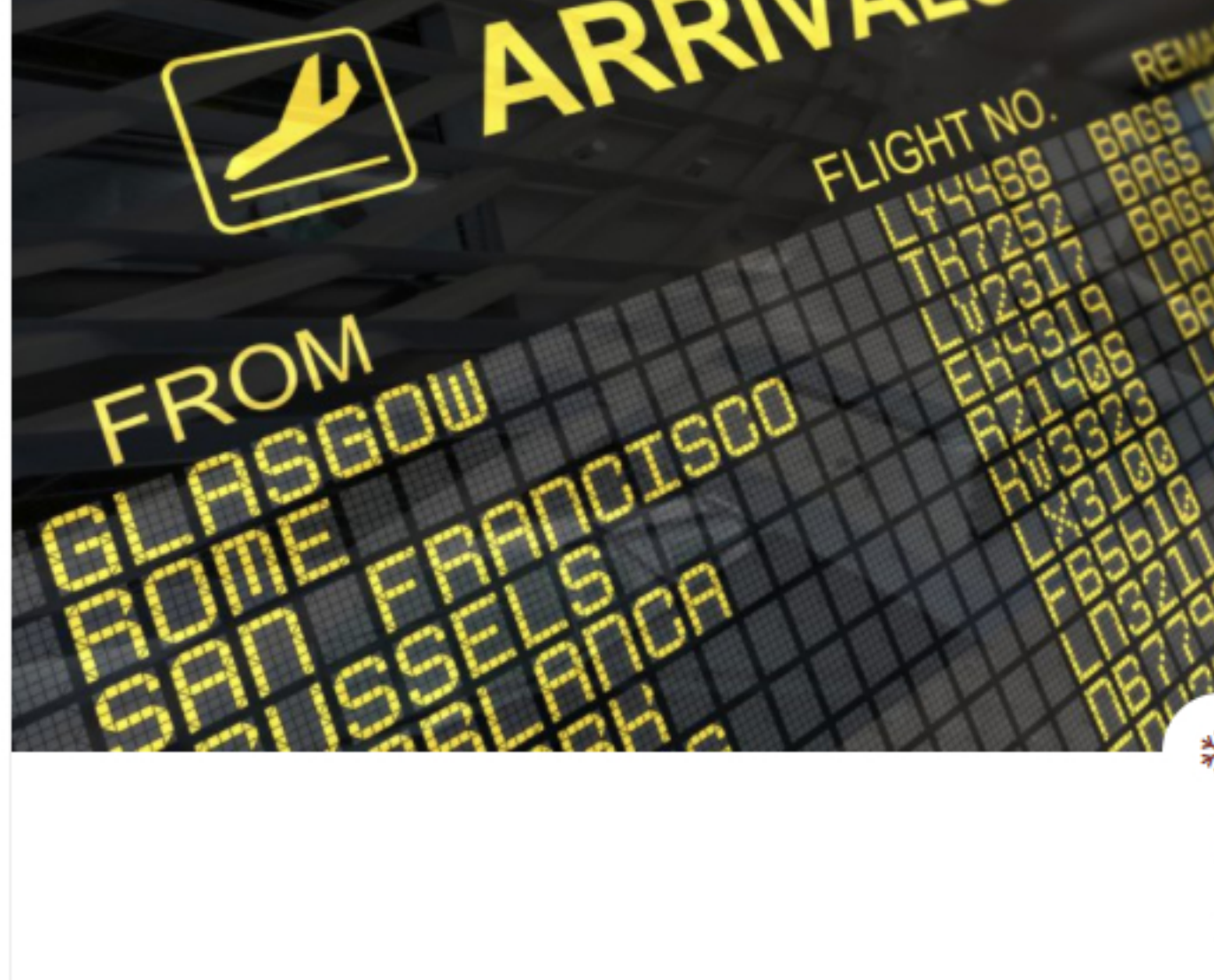
You might like wrapping presents as you buy them, or you could wait until Christmas eve to wrap them all in one go. Whatever your method, make sure to label each present as soon as it's wrapped then organise them clearly – individual santa sacks are always a good idea.

#### DECORATE

You've got the tree, the presents are sorted and the cards are in the post, but does your home fit the festive bill? Get the decorations out – or shop for some more – then spend some quality time with your family dressing up the tree, mantle, walls and windows. Let your christmas spirit loose and create a truly welcoming winter wonderland.



### GOING ABROAD?



#### TICKETS PLEASE

With flights booked and boarding passes ready, keep all your documents in one place. This includes passports, insurance papers, travel information and tickets.

#### GET INSURANCE

If you haven't already, shop around for comprehensive travel insurance for the whole family to make sure you're all covered while you're out of the country.



#### TRAVEL MONEY

You'll want to do this as soon as you can. Some vendors will need to order in currency for certain destinations, and you don't want to find this out late December just a few days before you're set to fly.

#### BOOK AIRPORT TRANSFERS

Getting to and from airports can be a pain – especially when hauling luggage – but a reliable transfer booked early on can save a whole bunch of time and stress. Local taxi firms will be able to get you where you want to go simply and efficiently, so get in touch with one that provides airport transfers and get your logistics settled in advance.

